

New Student Orientation Guide

School of Undergraduate Studies
Fall 2013 Edition

Student Responsibility Notice

As a student at The University of Texas at Austin, you are ultimately responsible for knowing the regulations, policies, and requirements of The University of Texas and The School of Undergraduate Studies. The Undergraduate Catalog, General Information Catalog, and the Course Schedule provide this information and may be purchased through the Office of the Registrar or from local bookstores, or can be found online via the website of the Office of the Registrar.

University Honor Code

The core values of The University of Texas at Austin are learning, discovery, freedom, leadership, individual opportunity, and responsibility. Each member of the university is expected to uphold these values through integrity, honesty, trust, fairness, and respect toward peers and community

Table of Contents

Welcome to UGS

Learning Outcomes.....	5
Center for Strategic Advising & Career Counseling.....	6
Meet with your Academic Advisor.....	7

Fall Schedule Planning

Using the Course Schedule.....	8
Planning your Schedule.....	10
Credit by Exam.....	12
Transfer Credit.....	13
Placement Exams.....	14

Core Curriculum

2012-2014 Core Curriculum.....	16
Core Curriculum FAQ.....	21
Planning Form.....	22

Registration

Registering for Classes.....	24
Add or Drop a Class.....	26
Cancellation of Classes.....	27
Majors offered at UT.....	28

Programs and Resources

Freshman Reading Round-Up.....	30
Magellan's Circles.....	31
Wayfinder.....	31
Campus Resources.....	32

Planning Forms

Planning Forms and Schedule Grids.....	34
Semester Planner.....	42



Welcome

Welcome to the University of Texas at Austin and the School of Undergraduate Studies (UGS)! We're so excited to welcome you into our UGS community!

What does it mean to be a student in UGS?

UGS is the home to students who have not yet declared a major or were not admitted to the major they selected on their application for admission to UT Austin. During your time as a UGS student you will

- Be provided with resources, academic advising, and career counseling to help you learn about yourself and explore majors and careers
- Have a chance to attend discussion events with successful professionals in a variety of career fields (law, medicine, business, advertising, etc.)
- Have up to four semesters to successfully gain admission into a major and progress toward graduation
- Have the opportunity to earn credit for internships

And so much more!

While a student in UGS, if you choose to take the initiative to be a successful student, you will have the opportunity to learn more about yourself as a person and a student, as well as learn more about the various opportunities at the university and how to take advantage of them.

Learning Outcomes

By the time you declare your major and transfer out of the School of Undergraduate Studies, you should demonstrate that you are able to

OVERALL

- Identify, access, and use resources and programs to help you be a successful student
- Connect and communicate with your professors, teaching assistants, and other outside professionals
- Communicate and develop a partnership with your assigned advisor
- Schedule regular appointments with your assigned advisor
- Set meaningful short- and long-term goals
- Assume responsibility for your academic success
- Understand and follow UT policies, procedures, and deadlines
- Understand the requirements of the core curriculum
- Actively participate in the process of major exploration
- Determine your progress toward a timely graduation
- Learn and appreciate the value of having a degree and life-long learning

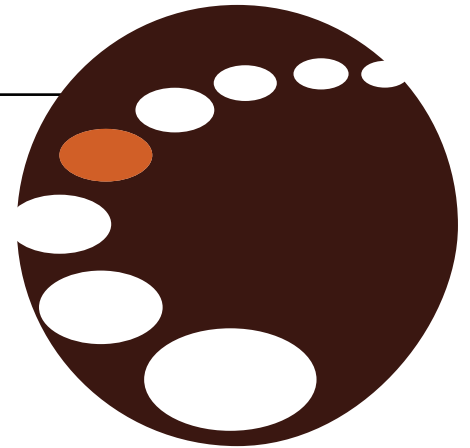
While at orientation, we hope that you learn and are able to

This Week

- Recognize the mission of the Center for Strategic Advising & Career Counseling
- Understand the role of your academic advisor and your responsibility in the advising relationship
- Navigate the university website in order to find resources related to registration and enrollment at UT Austin
- Identify components of a degree and the basic building blocks of a semester schedule
- Understand and use the core curriculum requirements to choose classes
- Use the university registration system (ROSE)
- Be aware of immediate deadlines like when to pay your tuition and when to add or drop classes

The Center for Strategic Advising & Career Counseling

The Center for Strategic Advising & Career Counseling (CSA&CC) is located in Jester (JES) A115 and is home to academic advisors, career counselors, and other professional staff. You will be required to come to the center to meet with your academic advisor, but you may also come to the center to meet with your career counselor, check out the career exploration library, or get connected with services provided by the Sanger Learning Center.



The CSA&CC is also where you would go to complete a variety of academic tasks including dropping a class (known as a Q-Drop), changing a class to or from pass/fail, and more. When instructed to speak to your Dean's Office, you would actually come to the CSA&CC for assistance. When you arrive, you will be asked to check in at the front desk, so please have your UT ID, EID, and the name of your assigned academic advisor ready.

What is Strategic Academic Advising?

Our advising center aims to help you confidently choose a field of study that aligns with your short- and long-term goals. UGS advisors will work with you to tailor your classes and experiences to prepare you to be successful in the major that you choose. Academic advising is a collaborative process between you and your assigned advisor. Your advisor will do more than help you pick classes; together, you will explore your interests, strengths, and abilities as you develop meaningful educational plans compatible with your goals.

Advising is more than just helping you pick classes.

What is Career Counseling?

Career counseling is a collaborative process. Your career counselor will not give you advice or tell you what to do. Instead, she or he will listen to you and ask you questions that help you clarify who you are and what you want to do in life; helping you align your values, interests, personality, and skills with possible academic and career options.

Career counselors are not going to choose a career for you.

CSA&CC Contact Info

For appointments, call: 512-232-8400

Location: Jester, Room A115
Assistant Dean: David Spight
Fax: 512-471-8494

E-mail: ugs-advising@austin.utexas.edu
Website: <http://www.utexas.edu/ugs/csacc>



UTexasUGSadvising



UT_UGSadvising

Meet with your Academic Advisor

Advisors will confer with you about course schedules and educational experiences, but you are responsible for selecting the content of your academic program and making progress toward an academic degree. This advising relationship requires the participation of both you and your advisor throughout your time as a UGS student.

Advisee Responsibilities: Your Advisor will Expect you to

- Regularly schedule and keep academic advising appointments each semester
- Accept responsibility for your decisions and actions (or inactions) that affect your educational progress
- Come prepared for each appointment with questions or issues for discussion.
- Enact the major exploration plan that you and your advisor develop together and actively engage in the exploration process
- Learn the requirements of the majors you are interested in, understand application requirements (if any), and execute those applications
- Understand UT core requirements and keep up with your progress through the core
- Meet critical academic deadlines such as registration, add/drop, Q-drop, and others
- Read advising emails
- Ask questions if you don't understand an issue, or if you have a specific concern
- Become knowledgeable about college programs, policies, and procedures
- Communicate concerns or problems that arise early so you can work together to find a solution

Advisor Responsibilities: You can Expect Your Advisor to

- Help you clarify your values and goals, and learn more about yourself
- Convey the value of the core curriculum and a college education as a whole
- Assist you in developing a well-planned major exploration program to help you choose a major and investigate careers
- Encourage you to take responsibility for your major exploration process, your educational plans, and your decision-making
- Provide accurate information about major options, requirements, policies, and procedures
- Help you pick courses consistent with the requirements of degree programs in which you are interested
- Listen to your concerns and respect your choices and values
- Monitor and document your progress toward meeting your goals
- Introduce you to and connect you with the many resources of the university that align with your unique educational needs and goals
- Maintain confidentiality, abiding by UT and FERPA guidelines

Who is my academic advisor?

You will be notified of your assigned advisor via email at the beginning of your first semester. It is important that you see your assigned advisor, as he or she is aware of your academic history and progress. Please DO NOT attempt to schedule an appointment with another advisor if your assigned advisor is unavailable at the times you need. If you wish to change to another advisor for any reason, please notify the front desk of Jester A115.

Using the Course Schedule



To find the online Course Schedule:

Go to utexas.edu/students
Look under the “Registration” section
at the bottom center of the page.
Click on “Course Schedules”

The main purpose of the online Course Schedule is to allow you to search for courses, but it also provides general information about the university, such as the academic calendar, registration procedures, fees, academic advising requirements, an index of final exam times, and more.

Searching for courses

Begin by selecting the semester for which you plan to choose classes. Courses for the upcoming semester are typically put online a month before the registration period begins. There are numerous ways to search for courses: by subject, time, professor, keywords, and more.



Reading UT Course Numbers

RHE 306 - The letters indicate which department is offering the course. In this case, the Rhetoric and Composition department is offering the course.

RHE 306 - The first digit of the course describes the number of credit hours for the course.

RHE 306 - The last two digits indicate if a class is lower- or upper-division. Lower-division classes are numbered 01 to 19. Upper-division classes are numbered 20 to 79 and may be restricted to students with more than 60 completed hours. Summer courses have a small letter just before the number: f for first term, n for nine week sessions, s for second term, and w for whole sessions.

Unique Number (Ex: 43915)

A unique number is a five-digit number that identifies a particular section of a course. You'll need this number to register for the class. The days, times, rooms, and professors listed under one unique number indicate ALL of the times and locations of that specific section. Some classes will meet in one room at one time on certain days of the week and at different times and locations on others.

Unique	Day	Hour	Room	Instructor	Status	Flags ?
RHE 306 RHETORIC AND WRITING						
44485	TTH	800 to 930a	MEZ B0.302		cancelled	
44490	TTH	800 to 930a	MEZ 1.210		open	

Click on the **Unique Number** to find out more information about a specific class.

RHE 306 RHETORIC AND WRITING

An introductory writing course that includes instruction in practical reasoning and the principles of rhetoric. Only one of the following may be counted: English 603A, Rhetoric and Writing 306, 306Q, Tutorial Course 603A.

Prerequisite: A passing score on the writing section of the Texas Higher Education Assessment (THEA) test (or an appropriate assessment test).

Designed to accommodate 35 or fewer students.

Enrollment restricted by month of birth; see headnote.

[see department headnote](#)

NOTE: This is just an example, please refer to the Course Schedule for accurate information regarding RHE 306.

Prerequisites (Pre-reqs)

Certain courses require that you meet pre-reqs before you can take the class. Examples include credit for a course, credit and a specific grade for a course, completion of a specific number of hours, a qualifying grade on a placement test, and more. Some classes check for pre-reqs during registration. Others require that you complete the pre-reqs before the fourth class day of the upcoming semester. If you do not meet the pre-reqs, you should not register for the class.

Status (Ex: Open)

The realtime registration status of a course section displays online. If a class is open, you should be able to register for the class if you meet the pre-reqs. *Open*; *restricted* courses are only open to certain students. You can check the course description or contact the department to find out why the course is restricted. Other possible statuses include waitlisted, closed, or cancelled.

See Department Headnote

Click "See Department Headnote" to find the contact information for the department offering the course and other department-specific information.

Planning Your Schedule

When planning your schedule, it's important to take many factors into consideration to ensure that you have a reasonable workload and a balanced weekly schedule. Be honest with yourself about what times of day you're most alert and ready to learn. Give yourself enough travel time between classes. Use the Schedule Planning Grids at the back of this handbook to help you fit the pieces of your schedule together.

How many hours should you take?

To be considered a full-time student at UT, you must be enrolled in a minimum of 12 hours. Many students determine their courseload during their first semester to allow for the academic, social, and emotional transition that occurs. Only you know how much you can handle academically, so be honest with yourself about your time management and study skills when deciding how many hours to take. Most degrees require 120 hours to complete; if you plan to complete a degree in four years, then on average you would need to take 15 hours per semester. However, if you come in with credits from high school and/or plan to take summer classes, then you may be able to afford to take fewer than 15 hours and still graduate in four years.

Maximum Amount of Hours

You may not register for more than 17 semester hours in any fall or spring semester without permission from your advisor. During the summer, you may not register for more than 14 semester hours in a 12-week summer session, for more than eight semester hours in either six-week term, or for more than 10 hours in a nine-week session. Please schedule an appointment with your CSA&CC advisor if you would like to discuss taking more hours.

Registration

Each semester, current students register for classes for the next semester.

Registration at the university is a process that includes:

1. **Academic advising** with a faculty or staff member, which is required for some majors, but optional for others,
2. **Registering** for classes online, and
3. **Paying** a tuition and fee bill or confirming attendance

[Register now.](#)

In this section »

- [Students](#)
- [Registration](#)
- [Before registering](#)
- [Registering for classes](#)
- [Finishing registration](#)

Part-time Student Status

If you are registered for fewer than 12 hours of coursework in a fall or spring semester, you are considered a part-time student. This reduced registration level could possibly affect:

- Your Financial Aid - 512-475-6282
- On-Campus Housing - 512-471-3136
- International Status (for international students only) - 512-471-2477
- Car & Medical Insurance – contact your insurance provider
- Academic Progress – make an appointment to see your academic advisor - 512- 232-8400

Please consult with the appropriate resource to find out exactly how you could be affected by part-time status.

Types of classes to choose from:

University Core Requirements

Students in all majors are required to complete the University core curriculum. See page 16 for the list of core requirements you will need to fulfill.

Internal Transfer Application Requirements

Some colleges and majors on campus require you to complete certain courses in order to apply. Consider these requirements when you're choosing classes. For more information on which courses are required for the programs you're interested in, refer to the colleges' internal transfer website.

Major Requirements

Even though you haven't declared a major yet, courses toward majors you're interested in can help you further explore those interests. Degree plans, which list courses required for majors, can be found on the colleges' and schools' respective websites.

Minor and Certificate Requirements

If you're interested in completing a minor or certificate, consider choosing the courses required to fulfill those programs.

Pre-reqs

Don't forget to plan ahead. Be aware of pre-reqs for classes you want to take in the future and complete them ahead of time.

Electives

Courses you take that do not fulfill a specific requirement (core, major, minor, or certificate) are considered electives. Any course can be considered an elective as long as it is not required on your intended degree plan. Most majors require electives in addition to the specified major requirements.

Examples:

Physical Education (PED)

PED classes are one-hour physical activity courses. The grades earned in these classes factor into your GPA. While PED courses count toward the number of hours you are taking in a semester, they might not count toward the number of hours you need to graduate, depending on your major.

Ensembles (ENS)

Ensembles are performance classes for students proficient in voice or a musical instrument. Auditions are required to participate and occur near the beginning of the semester.

Educational Psychology: EDP 310 - INDIVIDUAL LEARNING SKILLS

This class is designed to help you learn about your individual learning style, different teaching styles, and various techniques to improve your academic success.

Something to consider...

Do you already have credit for classes that are required for the core curriculum or your major(s) of interest?

Do you meet the required prerequisites for the courses you hope to take?

Credit-By-Exam

You may earn credit-eligible test scores on exams taken during high school, such as Advanced Placement (AP), International Baccalaureate (IB), CLEP, and SAT Subject tests. You should send official score reports for qualifying scores to The University of Texas at Austin, score recipient code 6882.

The process of claiming credit or placement is called petitioning and is done online. If a credit is claimed, there will be no grade associated with the credit; in place of a grade, CR will be recorded on your transcript. A fee is assessed for petitioning a test score.

Another way to earn credit-by-exam is to take an exam administered at UT. Each semester, the Center for Teaching and Learning offers a number of CLEP, SAT Subject Test, and other exams in a variety of subjects. You will have to pay a fee to take these exams, and if you achieve credit-eligible scores you may petition for placement or credit.

You should always consult your academic advisor **before** petitioning for placement or credit. If you claim credit that does not apply toward your degree, you may become ineligible for a tuition rebate when you graduate.

Completing the GOV 310L AP Credit

If you took the AP US Government and Politics exam or the American Government CLEP exam, you may need to take the Texas Government Only Test to complete the credit. This 20-question multiple-choice test is administered by the Center for Teaching and Learning once each month. It is the combination of your score on this test and your score on the AP or CLEP Government exam that determines your eligibility to claim credit for GOV 310L.

For information on claiming credit or registering for tests:

Go to the utexas.edu/students page. Under "Academic Support" click on "Placement Exams and Course Petitioning"

Have you submitted your AP, CLEP, IB, SAT test scores?

To send Advanced Placement (AP) scores:

Complete the right half of your AP Grade Report, call 888-308-0013 or visit the College Board AP Score Reporting website:
http://www.collegeboard.com/student/testing/ap/exgrd_rep.html.

To send CLEP Subject Exam Scores:

Call 800-257-9558 or visit the College Board CLEP Score Reporting website: <http://www.collegeboard.com/student/testing/clep/scores.html>.

To send International Baccalaureate (IB) scores:

Visit the IB website: <http://www.ibo.org/>

To send SAT Subject Test scores:

Call 866-756-7346 or visit the College Board SAT Subject Test Score Reporting website:
<http://professionals.collegeboard.com/testing/sat-subject/scores/send>.

Official reports are sent to:

The University of Texas at Austin
Student Testing Services
PO Box 7246
Austin, TX 78713
phone: 512-232-2653
fax: 512-471-3509

* score recipient code 6882

Transfer Credit

You may come to UT with some college coursework already completed. For instance, you may have taken courses during high school that count toward high school graduation and as college credit (taken through another university or community college). This is known as dual credit. Additionally, if you are an incoming transfer student, you will have completed 30 hours or more of college credit; this is referred to as transfer credit.

To find ATE and more info on transfer credit:

Go to utexas.edu and click on "Transfer Students" under "Apply Here" on the bottom left. Under "What's Popular" on the right, click "Transfer credit"

In either case, you are required to submit an official transcript from each college or university from which you have received college credit. Failure to do so will result in disciplinary action, which may include expulsion and loss of credit.

In order for dual or transfer credit to be added to your UT transcript, the course must be transferable and you must have earned a C- or higher in the course. Keep in mind, however, that the grade received in the course will not affect your UT GPA.

Taking Classes Outside of UT

While you are a student at UT, you're welcome to take classes at other institutions over the summer. The Automated Transfer Equivalency System (ATE) is a website to help you determine which classes at other institutions in Texas will directly transfer to UT. You can search the ATE by the UT course number or by the course number you're planning on taking at the other institution.

Mail Transcripts to:

The University of Texas at Austin
Office of Admissions
P.O. Box 8058
Austin, TX 78713-8058

THE UNIVERSITY OF TEXAS AT AUSTIN
Transfer Credit

Directory • Offices • Campus/Parking Maps • Calendars • UT Direct • Search • Sitemap

UT Home > [Transfer Students](#) > Transfer Credit >

ATE System

The Automated Transfer Equivalency system is a searchable database of more than 295,853 transfer credit evaluations for courses at Texas colleges & universities. Maintained by the UT Austin Office of Admissions.

Find a Transfer Evaluation

Choose a search method:

- **Search by the UT Austin Course Designation**
(better for UT students planning to take courses elsewhere)
- **Search by the Sending Institution's Course Designation**
(better for prospective transfer students)

Caveats & Limitations

Using the ATE System

- The ATE inventory is **historically cumulative**, with courses from the 1970s to present. Consult the sending institution's **catalog** or course schedule to determine current offerings.
- The ATE system **does not certify degree applicability** of transfer credit. Consult your UT degree advisor to determine how transfer credit counts toward requirements or use the Interactive Degree Audit (IDA) "**Planner**" option to estimate transfer credit applicability.
- The ATE inventory does not list courses from **out-of-state institutions**; new, recently-changed, or infrequently transferred courses at Texas institutions may not yet be listed. Current and former UT Austin students may request advance transfer credit evaluations for unlisted courses by printing and submitting a **Pre-Evaluation Form** (PDF format *).

For courses taken at an out-of-state institution, you should complete a Pre-Evaluation Form and submit it to the Office of Admissions. The Pre-Evaluation form can be found on the ATE homepage.

UGS students may not be enrolled at two institutions at the same time (e.g., being a full-time student at UT while taking one class at ACC) during a fall or spring semester.

Placement Exams

Before you can register for certain courses, you may be required to take a test, the results of which will be used to place you at the appropriate instructional level. To find out if a course requires a certain score on a placement exam, visit the online Course Schedule and view course prerequisites by clicking on the course's unique number.

Language Placement Exams

The Center for Teaching and Learning offers a variety of foreign language placement exams. If you have prior experience in a foreign language and wish to continue studying it at UT, you will most likely need to take a placement exam to determine which course is appropriate for your level of proficiency. Through this process, you may also qualify to claim foreign language credits.

For information on testing dates, prices, and registering:

Visit the Center for Teaching and Learning's website at :
<http://ctl.utexas.edu>.

Click on:

"Programs & Services"

Select:

"Student Testing Services"

ALEKS Math and Chemistry Tests

Math

If you are enrolling in a math or statistics course, you will likely need to take the ALEKS Math Assessment. You must take this online exam and achieve the required score by the first day of class. Failure to do so will result in being dropped from the course. The minimum score requirements are subject to change.

The initial ALEKS math assessment has a time limit of 1.5 hours. ALEKS gives you the time you need in order to complete the assessment (20-35 questions).

If you are not satisfied with your original score on the ALEKS, you may opt to take advantage of the online learning modules. These modules review concepts to help you better prepare for math at UT and subsequently raise your ALEKS score.

Math ALEKS scores needed:

80 for M408C

70 for M408K

70 for M408N

55 for M305G

30 for SSC 302*

30 for SSC 303*

30 for SSC 304*

30 for SSC 305*

30 for SSC 306*

30 for M316*

* ALEKS scores not required
if you have credit for M305G
or M408K

Chemistry

The ALEKS Chemistry Assessment is an online exam designed to ensure that you are prepared for UT's introductory chemistry course for science majors: **CH 301**. You must take the exam and earn a **score of 85 or higher** by the first class day to avoid being dropped from this course. The test must be accessed via the College of Natural Sciences website (see instructions on following page).

If you are not satisfied with your original score, you may work through the online learning modules, included in the assessment fee, to better prepare for CH 301 and to subsequently raise your ALEKS score.

ALEKS FAQs

Where do I go to take the ALEKS test?

The ALEKS Math & Chemistry assessments may be taken from any computer with Internet access. You must take the test via the College of Natural Sciences web site: <http://cns.utexas.edu/academics/placement>

Will I be able to register for my math or chemistry class if I haven't taken the ALEKS yet?

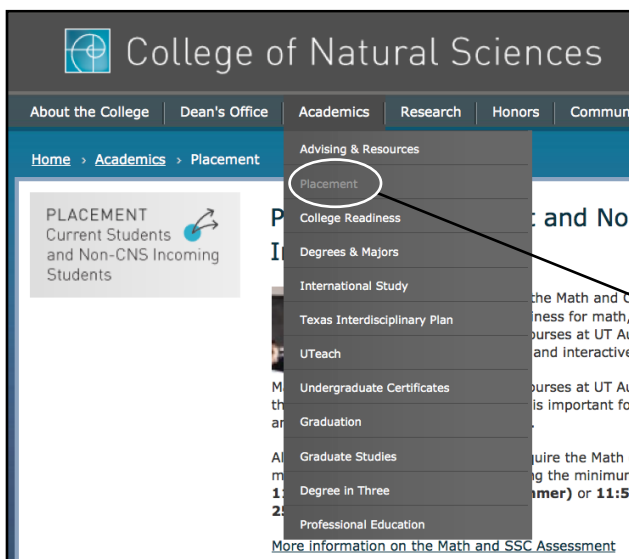
Yes. However, if you have not earned the required score by the first day of class you risk being dropped from that class. ALEKS scores expire after four months.

What if I already have AP or transfer credit for calculus?

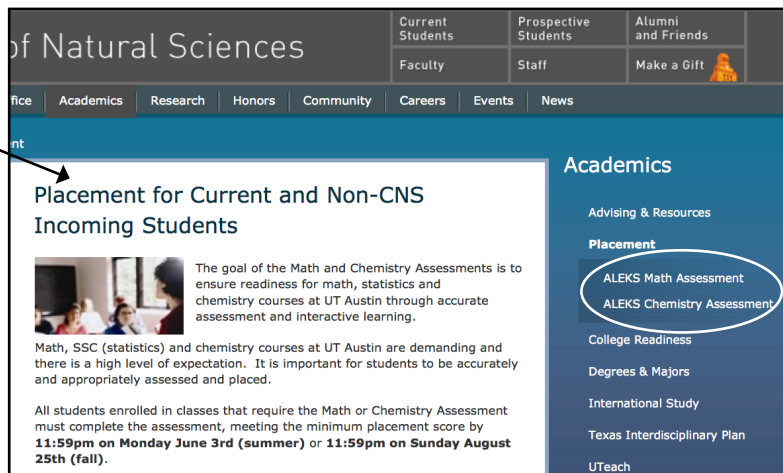
If you will be registering for any class that requires an ALEKS score (see chart on previous page) then you are required to take the ALEKS test.

Tips for taking the ALEKS Test

- Be Honest
- Complete the assessment on your own
- You may not use books, other materials, the Internet, or consult with anyone during the assessment
- Paper and pencil will be needed
- A calculator will be provided by ALEKS when needed, thus you should not need your own
- Expect the assessment to take 1.5 to 2 hours to complete, so plan accordingly



You can learn more about the ALEKS at The College of Natural Sciences website: <http://cns.utexas.edu/academics/placement>



As with any placement exam, it is in your best interest to make sure the assessment is an accurate reflection of your mastery of the material so that you are not placed in a class beyond your level of expertise.

2012-2014 Core Curriculum

Students in all majors are required to complete the 42-hour university core curriculum.

■ First-Year Signature Course: (3 hours)

□ UGS 302 or UGS 303 First-Year Signature Course

The Signature Course gives first-year students an opportunity to take an interdisciplinary course taught by a top faculty member. This course aims to strengthen your writing and critical-thinking skills. There are a variety of topics to choose from, taught by faculty from almost every college and school at the University. Please browse the Course Schedule to see all of the options.

Prerequisite: Restricted to first-year students.

UGS 302 courses are small, 17-student classes that allow you to interact closely with a faculty member and your peers through class discussion. Information literacy and research will play a major role in the fulfillment of the course's writing flag, which can be used as a lower-division writing flag requirement outside of the core.

UGS 303 courses are large-format classes that range from 50-200 students, but discussion sessions of 17 students create a similar intimate environment to that found in UGS 302 classes. The UGS 303 classes are much like UGS 302 in their requirements (i.e., interdisciplinary and contemporary content, oral presentation, information literacy, use of campus resources, University Lecture Series), though not all UGS 303 courses have a writing flag.

UGS 302 ENGLISH WORDS & THEIR ORIGINS			
64930	MWF	1000 to 1100a	PAR
UGS 302 ETHICS AND BUSINESS			
64935	TTH	930 to 1100a	CBA
UGS 302 FACT/FICTION IN MENTAL ILLNESS			
64940	TH	230 to 530p	SSV
UGS 302 FASHION/BEAUTY/VISUAL CULTURE			
64945	TTH	1230 to 300p	CEA

UGS 303 FREEDOM: PHILOSOPHY/HIST/LAW		
65550	TTH M	1100 to 1230p 300 to 400p
65555	TTH M	1100 to 1230p 300 to 400p
65560	TTH M	1100 to 1230p 300 to 400p
65565	TTH M	1100 to 1230p 300 to 400p
65570	TTH M	1100 to 1230p 300 to 400p

■ English: (3 hours)

□ RHE 306 Rhetoric and Composition

RHE 306 is an introductory writing course. Eligibility to register for RHE 306 is based on your month of birth. Only students with even-numbered birth months are eligible to register for RHE 306 in the fall semester; in the spring, only students with odd-numbered birth months are eligible. Summer sections of RHE 306 are not restricted by birth month.

■ Humanities: (3 hours)

□ E 316K Masterworks of Literature (pre-requisite: RHE 306)


You can select one of three variations of E 316K: American, British, or world literature. This course introduces masterpieces of the literary tradition and emphasizes historical, generic, and thematic connections.

Prerequisite: Credit for RHE 306.

■ Core Writing Flag Requirement: (3 hours)

☐ _____ Writing Flag

If a course has a writing flag, that means that there is a significant or intensive level of writing involved. Writing flag classes are diverse and offered in virtually every department at UT, which means you have a wide variety of topics from which to choose. For example, you could choose an English class, a Spanish culture class, or even a statistics class with a writing flag attached to fulfill this requirement. To find out if a course has a writing flag, look it up on the online Course Schedule. The flag is indicated by a yellow box with “Wr” inside and is located on the right-hand side, across from the unique number.

AMS 311S AMERICAN PLACES OF LEISURE						
30715	MWF	100 to 200p	BUR 228	HAMSHER, A	open	

Courses used to fulfill the core writing flag may NOT be used to fulfill other core requirements.

■ American and Texas Government: (6 hours) Complete one option below

Option 1:

☐ GOV 310L **and** ☐ GOV 312L, GOV 312P, or GOV 312R

GOV310L, American Government, is a standardized introduction to American national, state, and local political institutions and policies, and includes a study of the United States and Texas constitutions.

Prerequisite for GOV 310L: 12 hours of college credit

GOV 312L, Issues and Policies in American Government

GOV312P, Constitutional Principles and Core Texts

GOV312R, Constitutional Principles: Equality

Students who passed the AP Government exam will still need to take UT Austin Texas Government test before earning credit for GOV 310L.

Prerequisite for GOV312L/P/R:
24 hours of college credit and credit for GOV310L

Option 2:

☐ GOV 310L **and** ☐ GOV 3TX or GOV3US

Option 3:

☐ GOV 3US **and** ☐ GOV 3TX

Courses taken at other institutions sometimes transfer as GOV 3 US and GOV 3 TX. While UT does not offer these courses, they can be applied toward the Government core requirement.

Option : 4

☐ Transfer students with five or more hours in American government may complete this requirement of the core by taking **GOV 105**, which includes Texas government content consistent with the legislative requirement.

Refer to the chart shown on the right for clarification regarding the combinations of Government courses that will fulfill the legislative requirement:

Accepted Gov't Combos
GOV 310L + GOV 312L/P/R
GOV 310L + GOV 3 US
GOV 310L + GOV 3 TX
GOV 3 US + GOV 3 TX

■ United States History: (6 hours)

Six hours are required, three hours of which can be in Texas History.

☐ _____ ☐ _____

Choose from: HIS 314K, HIS 315G, HIS 315K, HIS 315L, HIS 317L

Or any HIS from: 320L, 320P, 320R, 333L, 333M, 334L, 336L, 340S, 345J, 345M, 350R, 351N, 351P, 355F, 355M, 355N, 355P, 355S, 356G, 356K, 356N, 356P, 356R, 357C, 357D, 357F, 357P, 365G, 373C, 376F.

Every student at a Texas public institution must take six hours of American history. Courses in AFR, AMS, or MAS, etc. will count when the course is cross-listed with one of the American History courses listed above. Check with your advisor for more information.

■ Social Science: (3 hours)

☐ **Anthropology:** ANT 302, 305, 307 318L

☐ **Core Texts and Ideas:** CTI 302, 365

☐ **Economics:** ECO 301, 304K (req. by Business), 304L (req. by Business)

☐ **Geography:** GRG 305, 306C, 307C, 308*, 309, 312*, 319

☐ **Human Development and Family Sciences:** HDF 304

☐ **History:** HIS 329U

☐ **Linguistics:** LIN 306, 312

☐ **Psychology:** PSY 301 (required by Nursing, Psychology, and Education)

☐ **Religious Studies:** RS 310

☐ **Sociology:** SOC 302, 308, 309, 313K, 318, 319

*Do NOT take for Engineering degrees

Check with your academic advisor before selecting a social science course, as many majors and certificates have specific social sciences that they require.

■ Mathematics: (3 hours)

☐ M 302 Intro. to Mathematics (requires 3 units of Math in high school at the level of algebra I or higher and a passing score on the THEA test or appropriate assessment test)

The prerequisite for all of the following math courses is an appropriate ALEKS score:

☐ **Mathematics:** M 303D, 403K, 305G, 408K, 408C, 408N, 408R, 316

☐ **Statistics and Scientific Computation:** SSC 302, 303, 304, 305, 306, 318

Many majors and certificate programs have a specific math or statistics class that is required, so it's important that you communicate with your advisor and look at degree plans for programs in which you're interested to determine which Math course you should take.

Pre-requisites vary depending on the course. Many Math or Statistics courses require ALEKS scores. See page 14 for more info on the ALEKS exam. Visit the course schedule to see the specific prerequisites for each course.

■ Science and Technology: Part I (6 hours)

Choose two three-hour courses in the SAME subject from the Science and Technology Part I section on the core list below. Science requirements vary by major.

Examples of sciences for non-science majors are listed in bold. It is also noted on the Course Schedule with a phrase similar to “Designed for Non-Science Majors.”

Astronomy (some have pre-reqs, be sure to check)

- ☐ Only one of the following: **AST 301, AST 302, AST 303** or AST 307
- ☐ Only one of the following: **AST 309N or AST 309Q**
- ☐ Only one of the following: **AST 309Q or AST 309R**
- ☐ Any of the following: **AST 309, AST 309L, AST 309S, AST 309T**

Biology (some have pre-reqs, be sure to check)

- ☐ **BIO 301D, BIO 301L, BIO 301M**
- ☐ BIO 311C, BIO 311D, BIO 326M, BIO 446L, BIO 365S
- ☐ BIO 315H, BIO 325H

Chemistry (some have pre-reqs, be sure to check)

- ☐ CH 301, CH 302
- ☐ CH 301H, CH 302H
- ☐ **CH 304K, CH 305**

Geological Sciences (some have pre-reqs, be sure to check)

- ☐ Any of the following: **GEO 302P, GEO 302D, GEO 302E, GEO 302K, GEO 302M, GEO 302P, GEO 303C, GEO 305E, GEO 307**
- ☐ Only one of the following: GEO 401, GEO 303, or GEO 420H
- ☐ Only one of the following: GEO 404C or GEO 405

Marine Science

- ☐ Complete the series: MNS 307 and MNS 308

Natural Sciences (this sequence is for students in the College of Education, and can fulfill part I and II by completing the sequence)

- ☐ Complete the series: **NSC 306J, NSC 306K, & NSC 306L**

Physical Science & Physics (some have pre-reqs, be sure to check)

- ☐ **PS 303 and PS 304**
- ☐ PHY 301 and PHY 316 (note: PHY 301 is taken with PHY 101L & PHY 316 is taken with PHY 116L; for Physics majors)
- ☐ PHY 302K and PHY 302L (note: PHY 302K is taken with PHY 101M & PHY 302L is taken with PHY 102NL)
- ☐ PHY 303K and PHY 303L (note: PHY 303K is taken with PHY 103M & PHY 303L is taken with PHY 103N; for Engineering majors)
- ☐ PHY 317K and PHY 317L (note: PHY 317K is taken with PHY 117M & PHY 317L is taken with PHY 117N)

■ Science and Technology: Part II (3 hours)

Complete one three-hour course in a DIFFERENT subject than the one you selected to use for your Science and Technology Part I requirement.

Examples of sciences for non-science majors are listed in bold.

☐ **Anthropology:** ANT 301, ANT 304

☐ **Biology:** BIO 301C, BIO 305E, BIO 305F, BIO 406D BIO 307D, BIO 309D, or BIO 309F

☐ **Computer Science:** CS 302, CS 307, CS 312

☐ **Electrical Engineering:** EE 302, EE 306

☐ **Geography:** GRG 301C, GRG 301K, GRG 304E

☐ _____ Any course from the Part I list can be taken as an option to fulfill Part II as long as you are not using it to fulfill the Part I Science and Technology requirement; it must be in a DIFFERENT subject.

■ Visual & Performing Arts (VAPA): (3 hours)

☐ **American Studies:** AMS 330

☐ **Architecture:** ARC 308, 318K, 318L

☐ **Art History:** ARH 301, 302, 303

or one of the following Upper-Division ARH courses: 325, 327N, 327R, 329J, 329R, 330G, 331K, 331L, 332K, 332L, 333K, 333L, 335P, 337K, 338L, 339J, 339K, 339L, 339M, 341K, 341L, 347K, 347L, 347M, 359, 361, 361L, 362, 362R, 363, 364, 365, 366J, 366N, 366P, 367, 370, 372

☐ **Studio Art:** ART 320K*, 320L*

☐ **Classic Civilizations:** CC 301, 302, 303, 307C, 307D, 317

☐ **Core Texts and Ideas:** CTI 350, 351

☐ **Fine Arts:** FA 310

☐ **Music:** MUS 302L, 302P, 303M, 303N, 303P, 306M, 307, 334, 313*

☐ **Philosophy:** PHL 317K, 346

☐ **Radio-Television-Film:** RTF 305, 314, 316

☐ **Theatre and Dance:** TD 301, 302T*, 303*, 317C, 317D

☐ **Visual Art Studies:** VAS 320

* Do NOT take for Engineering degrees

VAPA classes focus on the study and appreciation of art, music, theater, dance, architecture, classical civilizations, and more. In most cases, you will NOT be required to perform or create. Some majors require certain visual and performing arts courses. Be sure to check with an academic advisor.

Prerequisites vary depending on the course. Please visit the course schedule to see the specific prerequisites for each course.

For more information about the core curriculum please visit:
<http://www.utexas.edu/ugs/core>

Core Curriculum FAQ

What if I can't register for a Signature Course during my first semester?

While it is strongly recommended that you take a Signature Course (UGS 302 or 303) in your first year at UT, high demand for these classes means it is possible that you might not be able to register for one in your first semester.

If I take a core curriculum class pass/fail, will it still count for my core requirement?

No, you must complete all core curriculum classes for a letter grade (D- or higher). It is important to note that while a D- is a passing grade at UT, many colleges and schools at UT have specific grade requirements for classes; additionally, core classes that serve as a pre-requisite for another class may have higher grade requirements.

Can I take core classes at a community college or use credit by exam to fulfill requirements?

Yes. Please see page 12 for more information on credit by examination and page 13 for information on transfer credit.

Do I have to complete all core classes before I take classes for my major?

Core classes may be taken at any time before you graduate; you do not have to complete all core classes before you begin your major coursework. However, some core classes may be important to take earlier if they serve as prereqs for classes in your major or as requirements to apply to certain majors.

I completed the core requirements at another public Texas college or university, but they didn't require a Signature Course. Do I still need to take one?

Every public university and college in Texas works from a common core. This means that if you are core complete at one Texas public institution, you are considered core complete at UT. If you completed all core coursework at another college with a C- or higher, work with your academic advisor to check your core complete status. If you are indeed core complete, the Signature Course requirement will be waived. However, if you are not core complete, then the Signature Course requirement still applies.

I took a UGS 302 with a writing flag. Does that count for my core writing flag requirement as well as my Signature Course requirement?

No, you cannot count one class for two core curriculum requirements. If you take a class that fulfills a core requirement that is also a writing flag, you will still need to take an additional writing flag to fulfill the core requirement.

Planning Form

AP Credit: _____

Dual Credit: _____

Majors of Interest: _____

Possible Classes:

	Course Number	Hours	Type of Requirement		
1			<input type="checkbox"/> Core	<input type="checkbox"/> Internal Transfer	<input type="checkbox"/> Interest
2			<input type="checkbox"/> Core	<input type="checkbox"/> Internal Transfer	<input type="checkbox"/> Interest
3			<input type="checkbox"/> Core	<input type="checkbox"/> Internal Transfer	<input type="checkbox"/> Interest
4			<input type="checkbox"/> Core	<input type="checkbox"/> Internal Transfer	<input type="checkbox"/> Interest
5			<input type="checkbox"/> Core	<input type="checkbox"/> Internal Transfer	<input type="checkbox"/> Interest
6			<input type="checkbox"/> Core	<input type="checkbox"/> Internal Transfer	<input type="checkbox"/> Interest
7			<input type="checkbox"/> Core	<input type="checkbox"/> Internal Transfer	<input type="checkbox"/> Interest
8			<input type="checkbox"/> Core	<input type="checkbox"/> Internal Transfer	<input type="checkbox"/> Interest

Other Interests: _____

To Do:

- | | | | |
|--|--------------------------------------|--|---|
| <input type="checkbox"/> Send Transcript | <input type="checkbox"/> Math Test | <input type="checkbox"/> Set up UT Email | <input type="checkbox"/> Update Contact Info on RIS |
| <input type="checkbox"/> Send AP Scores | <input type="checkbox"/> Shot Record | <input type="checkbox"/> Pay Tuition | <input type="checkbox"/> Update CA\$H Page |

Schedule Planning Grid

Time	Sunday	Monday	Tuesday	Wednesday	Thursday	Friday	Saturday
8:00a							
8:30							
9:00							
9:30							
10:00							
10:30							
11:00							
11:30							
12:00p							
12:30							
1:00							
1:30							
2:00							
2:30							
3:00							
3:30							
4:00							
4:30							
5:00							
5:30							
6:00							
6:30							
7:00							
7:30							
8:00							
8:30							
9:00							
9:30							
10:00							

Registering for Classes

By the time the registration period begins, you should have already met with your academic advisor for a registration appointment to discuss classes and get your advising bar cleared.

Registration times are determined by the number of credit hours you've completed (e.g. seniors register before juniors). On the right is a list of how many hours are required to reach each classification.

Your specific registration time can be found on your Registration Information Sheet or RIS. Your RIS will also inform you of any registration bars that will prevent you from being able to register if you do not take the steps necessary to clear them before your registration access time. Below is a list of possible bars:

Freshman: 0-29 hours
Sophomore: 30-59 hours
Junior: 60-89 hours
Senior: 90+ hours

To find your RIS:
Go to: utexas.edu/students

Under "Registration" click on "RIS: Registration Information"

Enter the correct semester and your UT EID

Types of Registration Bars

Advising bar: You have not met with your advisor to discuss next semester's classes.
Next step: Schedule a registration advising appointment with your advisor.

Medical bar: University Health Services (UHS) needs medical information from you.
Next step: Contact UHS at 512-471-4955 or 512-475-8301 (international students)

Financial bar: Your tuition and fees are not yet paid in full.
Next step: Contact Student Accounts Receivable at 512-475-7777

Admissions bar: UT is missing a transcript from your high school or another college or university you attended.
Next step: Contact the Office of Admissions at 512-475-7399

International bar: The International Office needs to meet with you.
Next step: Contact the International Office at 512-471-2477

GIAC bar: The Graduate and International Admissions Center may need your final transcripts or other information.
Next step: Contact GIAC at 512-475-7390

Texas Success Initiative bar: UT may need you to take a test to establish proficiency in reading, writing, or math.
Next step: Contact the TSI Office at 512-232-8412

Dean of Students bars: Different types of bars may be placed on your registration by the Dean of Students.
Next Step: Update your contact information on your RIS, or contact Dean of Students with questions at 512-471-5017

ROSE Registration System

At UT, the registration system is called ROSE. Log onto ROSE during your registration time to get started.

STEP 1: Optional Fees

First, you will need to select **Optional Fees** (see the list of options to the right). Selections can be made during registration or later in the semester.

STEP 2: Adding Courses

After selecting your optional fees, continue to the registration page. To register for a course, you must enter the correct unique number for the section that you want. After you have entered the number, click submit.

If there is a scheduling conflict, then the system will notify you of the issue, and it will also notify you of any pre-reqs that the course requires. For example, CH 301 requires credit or enrollment in M 408K.

By the end of the registration period, make sure to have registered for at least 12 hours if you plan to be a full-time student. This may mean initially registering for some classes you don't want. Don't worry, you will have other opportunities to change your courses.

STEP 3: Completing Registration

After you are done selecting your courses, click "Estimate Tuition Bill" to complete the registration process. NOTE: If you have financial aid, you must click "Default to Financial Aid" to complete the registration process. This button may not be available until Financial Aid releases your award package.

Waitlists

If a class you're interested in has a waitlist, as indicated on the course schedule, add yourself to it by entering the unique number in ROSE. If you are on a waitlist for a class that conflicts with another class on your schedule, you have the option to select the conflicting class as a swap class. This means that if you are successfully added to the waitlisted class, you will be dropped from the swap class. If you are added to the waitlisted class, you will receive an email notifying you.

If you are on a waitlist, it does not mean that you are guaranteed to get added to the class. If a student already registered for the class drops it, the next student on the waitlist is added. You can add yourself to waitlists for up four classes. You can also only add yourself to two waitlists per course number.

To access ROSE:

Go to utexas.edu/students

Under "Registration" click on "Registration"

Enter your UT EID and select the semester for which you plan to register

Optional Fees:

Longhorn All-Sports Package:

Allows a student to draw one ticket to regular-season home sporting events.

Dept. of Theater and Dance:

Includes four tickets for the Theater and Dance department's productions.

Parking Permits: Select from a variety of parking permits for the garages and parking lots on campus.

Analecta Literary & Arts Journal:

Provides you a copy of UT's literary and arts journal.

Student Speaker Series:

Supports the Student Endowed Centennial Lectureship. This allows for UT to bring lectures and speakers to campus.

TX Performing Arts Package:

Discounted tickets for professional touring events presented by the Performing Arts Center as long as tickets are available.

What do you do if the classes you want are closed or restricted?

Remember that during the registration and add/drop periods, most UT students will be actively making changes to their schedules. This means that classes will close and open frequently. Here's what you can do:

- **Add yourself to waitlists**, if a waitlist is available.
- **Contact the department offering the class.** They will be able to give you an idea about why a class is restricted, whether seats may open up, and other steps you might take to get into the class. You can find department contact information in the online course description under "See department headnote."
- **Come up with alternatives.** Always have a list of back-up options. These could be requirements for core curriculum, major, minor, or certificate programs, as well as exploratory electives. You and your advisor will come up with some of these together, but you are ultimately responsible for exploring the options available on your own.
- **Register for something!** If you do not register for anything, you will have a later add/drop time than students who registered and paid their bill on time. You might have to register for classes or professors you do not intend to keep, knowing you will have the chance to make changes to your schedule before the semester starts.

Paying your tuition and fees

You must pay your tuition and fees by the deadline or you will be dropped from all your courses (aka **zapped**). On your "What I Owe" page, you can see your bill and payment options.

If you have financial aid, click on the "Defer to Financial Aid" button at the end of your registration process. If the button does not show up, contact the Office of Student Financial Services for more information.

To pay your tuition:

Go to utexas.edu/students. Under "Financial Matters," click on "What I Owe." Enter the correct semester and your UT EID.

Add or Drop a Class

At the beginning of each semester, you will have an opportunity to add and drop classes without penalty. Check the Academic Calendar for specific dates.

Adding Courses

By the fourth class day:

Add courses on your own using the online registration system.

After the fourth class day:

Obtain departmental approval to add a course. For example, if you want to add an open section of a sociology course on the 5th class day of the fall semester, you will need to contact the Sociology Department for registration assistance. Each department has different procedures regarding the next step.

It is **YOUR** responsibility to check the academic calendar and to be aware of the deadlines to add and drop.

Find the Academic Calendar online:

Look at the top of utexas.edu/students under "Calendars."

Cancellation of Classes

If you wish to drop all of your classes **before** a semester begins, it is considered a cancellation and you will get a full refund (minus a \$15 matriculation fee).

Cancellation procedure for students who DO NOT receive financial aid

If you have NOT paid your tuition by the tuition deadline:

You will automatically be dropped from all of your courses by the Registrar's Office for tuition non-payment (aka: **Zapped**).

You should confirm you have been dropped by checking your Registration Information Sheet once the tuition payment deadline has passed.

If you have paid your tuition:

Prior to the first class day, you must submit a cancellation request with your signature to the Center for Strategic Advising & Career Counseling (JES A115). You may either complete this process in person or fax a signed letter requesting a cancellation of courses to 512-471-8494. Be sure to include your UT EID, mailing address, and contact phone number. If you are an international student, approval must also be obtained from the International Office.

After all approvals have been obtained (including from the Center for Strategic Advising & Career Counseling), this form will be submitted to Registration Supervision for processing. You should confirm your cancellation has been processed by checking your Registration Information Sheet.

Cancellation procedure for students who DO receive financial aid

If you are initiating cancellation prior to the tuition payment deadline:

Contact the Office of Student Financial Services to cancel your financial aid. Students who do not pay their tuition bill by the tuition payment deadline will automatically be dropped from all of their courses by the Registrar's Office for tuition non-payment (aka: **Zapped**).

You should confirm that you have been dropped by checking your Registration Information Sheet once the tuition payment deadline has passed.

If you are initiating cancellation after the tuition payment deadline:

Prior to the first class day, you must submit a cancellation request with a signature to the Center for Strategic Advising & Career Counseling (JES A115). You may either complete this process in person, or you may fax a signed letter requesting a cancellation of courses to 512-471-8494. Be sure to include your UT EID, mailing address, and contact phone number. Approval must be obtained from the Office of Student Financial Services.

If you are an international student, you must also seek approval from the International Office. After all approvals have been obtained (including from the Center for Strategic Advising & Career Counseling), this form will be submitted to Registration Supervision for processing.

You should confirm that your cancellation has been processed by checking your Registration Information Sheet.

**It is YOUR responsibility to ensure that cancellations are completed by checking your Registration Information Sheet (RIS).
See page 24 for more information on RIS.**

Majors offered at UT

Highlight majors that interest you and cross out ones that don't. If you're unfamiliar with a particular major, look it up on Wayfinder (www.utexas.edu/ugs/wayfinder) before you cross it off!

College of Communication **

Advertising

Communication Sciences & Disorders

Options: *Audiology, Deaf Studies/Education, Speech/Language Pathology*

Communication Studies

Options: *Corporate Communication, Human Relations, Political Communication*

Journalism

Public Relations

Radio-Television-Film

Red McCombs School of Business **

Accounting

Business Honors Program

Finance

International Business

Management

Management Information System

Marketing

Science & Technology Management

Supply Chain Management

Jackson School of Geosciences **

Environmental Science**

Geological Sciences (B.A. or B.S.)

General Geology

Geophysics

Hydrogeology/Environmental Geology

Teaching

Geosystems Engineering and Hydrogeology

School of Social Work **

Social Work

Cockrell School of Engineering **

Aerospace Engineering

Architectural Engineering

Biomedical Engineering

Civil Engineering

Chemical Engineering

Electrical & Computer Engineering

Geosystems Engineering & Hydrogeology

Mechanical Engineering

Petroleum Engineering

**** Competitive transfer application**

*** Hours and GPA transfer requirements**

College of Fine Arts **

Department of Art & Art History

Art History

Studio Art

Design

Visual Art Studies (Art Education)

Butler School of Music

Composition

Jazz Composition

Jazz Performance

Music Business

Music Performance

Options: *Voice, Piano, Organ or Harpsichord, Harp, Orchestral Instrument*

Music Studies (Music Education)

Options: *Choral or Instrumental*

Music Theory

Music (B.A.)

Recording Technology

Department of Theatre and Dance

Theatre and Dance (B.A.)

Dance (B.F.A.)

Dance Studies (Dance Education) (B.F.A.)

Theatre Studies (B.F.A.)

School of Architecture **

Architecture: 5yr

Architectural Studies: 4yr

Arch./Arch. Engineering: 6yr

Interior Design

College of Education *

Applied Learning and Development

Early Childhood - 6th grade certification

Early Childhood - 6th grade bilingual

Special Education (all grades)

Youth and Community Studies (non-teaching)

Kinesiology

Applied Movement Science

Athletic Training **

Exercise Science

Health Promotion

Physical Culture and Sports

Sport Management **

School of Nursing **

Nursing

College of Liberal Arts

African and African Diaspora Studies
American Studies
Ancient History & Classical Civilization
Anthropology
Arabic Language and Literature
Asian Cultures and Languages
Asian Studies
Classical Archaeology
Classics
Czech Language and Culture
Economics
English
Environmental Science**
Ethnic Studies (Mexican/Asian American)
European Studies
French
Geography
 Options: *Cultural Geography, Earth Science, Environmental Resource Management, Geographic Information Science, Landscape Ecology & Biogeography, Urban Geography, General Geography*
German
Government
Greek
Hebrew Language and Literature
History
Humanities **
International Relations and Global Studies
Islamic Studies
Italian
Jewish Studies
Latin
Latin American Studies
Linguistics
Middle Eastern Studies
Persian Language and Literature
Philosophy
Plan II Honors **
Portuguese
Psychology**
Religious Studies
Rhetoric and Writing
Russian, E.European, Eurasian Studies
Russian Language and Culture
Scandinavian Studies
Sociology
Spanish
Turkish Language and Literature
Urban Studies*
Women's and Gender Studies

College of Natural Sciences

Astronomy (B.A. or B.S.)
Biochemistry (B.A. or B.S.)
B.S. Computational Option
Biology
Biology (B.A.)
Ecology, Evolution, & Behavior
Human Biology
Marine and Freshwater Biology
Microbiology
Cell and Molecular Biology
Neurobiology
Neuroscience
Plant Biology
Teaching
Computational
Medical Laboratory Science
Chemistry (B.A. or B.S.)
B.S. Computational Option
B.S. Teaching
Computer Sciences** (B.A., B.S., BS/MS: 5yrs)
Environmental Science**
Human Development and Family Sciences
Early Childhood
Human Development
Families & Personal Relationships
Families and Society
Mathematics (B.A. or B.S.)
Actuarial Sciences
Applied Math
Statistics & Data Analysis
Pure Mathematics
Teaching
Nutrition
Coordinated Dietetics **
Dietetics
Nutritional Sciences
Nutrition & Business
International Nutrition
Physics (B.A. or B.S.)
Computation
Radiation Physics
Space Sciences
Teaching
Public Health**
Textiles and Apparel
Apparel Design
Apparel Conservation
Retail Merchandising

Read & share ideas
with award-winning faculty
at the

Freshman Reading Round-Up

Tuesday, August 27 🍀 10 a.m.-noon

Discuss a great book in a relaxed setting with a small group of
your fellow first-year students and an outstanding professor.

www.utexas.edu/student/reading

Best books, best minds, best friends



School of UNDERGRADUATE STUDIES

Magellan's Circles

Engage in a round-table discussion with successful professionals. Learn how they got from college to their careers and get advice on how you can follow in their footsteps.

Past Magellan's Circles have featured doctors, computer science professionals, advertising executives, event planners, attorneys, and more.

This opportunity is for UGS students only! Check your email for invites and learn more at www.utexas.edu/ugs/magellan.



wayfinder

www.utexas.edu/ugs/wayfinder



Explore

A one-stop-shop for information about majors and certificates offered at UT.



Everyone has a story

Learn from real professionals who have the jobs you want and find out how they got there.



My Dashboard

Log in with your UT EID to track your progress, rank your favorite majors, and more.



Find your major. Create your future.

Campus Resources

The University of Texas at Austin

Home page

www.utexas.edu

Students

www.utexas.edu/students/

The School of Undergraduate Studies

Home page

www.utexas.edu/ugs/

Undergraduate Research Opportunities

www.utexas.edu/ugs/ugr/

Archer Program

www.utexas.edu/ugs/utindc

First-year Interest Groups (FIGS)

www.utexas.edu/ugs/fig

Registration

Registration Information Sheet

registrar.utexas.edu/students/registration/before/ris

Course Schedule

registrar.utexas.edu/schedules

Tuition

registrar.utexas.edu/students/registration/after/payment

Support Services

Behavior Concerns Advise Line (BCAL)

www.utexas.edu/safety/bcal/ ~ 512-232-5050

Center for Students in Recovery (CSR)

www.healthyhorns.utexas.edu/csr/ ~ 512-475-8352 or 512-475-7100

The Counseling and Mental Health Center

cmhc.utexas.edu ~ 512-471-3515 ~ SSB fifth floor

Gender & Sexuality Center (GSC)

www.utexas.edu/diversity/ddce/gsc/ ~ 512-232-1831 ~ SAC 2.112

Multicultural Engagement Center (MEC)

utmec.org ~ 512-232-2958 ~ SAC 1.102

Ombudsperson

www.utexas.edu/student/ombuds/ ~ 512-471-3825 ~ SSB G1.404

Office of Student Financial Services (OSFS)

finaid.utexas.edu/ ~ 512-475-6282 ~ SSB 3.200

University Health Services (UHS)

healthyhorns.utexas.edu ~ 512-471-4955 ~ SSB first floor

University Health Services Pharmacy

healthyhorns.utexas.edu/pharmacy.html ~ 512-471-1824 ~ SSB first floor

Veteran Certification

registrar.utexas.edu/students/cert/vetn

Academic Support

The Sanger Learning Center

<http://www.utexas.edu/ugs/slc> ~ 512-232-8400

The Undergraduate Writing Center (UWC)

uwc.utexas.edu ~ 512-471-6222

Services for Students with Disabilities (SSD)

www.utexas.edu/diversity/ddce/ssd/ ~ 512-471-6259 ~ SSB 4.104A

Student Involvement

Texas Exes Student Chapter

www.texasexes.org/tesc/

Student Activity Leadership Development (SALD)

deanofstudents.utexas.edu/sa ~ 512-471-3065 ~ SSB 4.102

Student Government

utsg.org ~ 512-471-3166 ~ SAC 2.102

Student Clubs & Organizations

deanofstudents.utexas.edu/sald/studentorgs/

Volunteer & Service Learning Center (VSLC)

www.utexas.edu/diversity/ddce/vslc/

Study Abroad

www.utexas.edu/student/abroad/

Planning Form

AP Credit: _____

Dual Credit: _____

Majors of Interest: _____

Possible Classes:

	Course Number	Hours	Type of Requirement		
1			<input type="checkbox"/> Core	<input type="checkbox"/> Internal Transfer	<input type="checkbox"/> Interest
2			<input type="checkbox"/> Core	<input type="checkbox"/> Internal Transfer	<input type="checkbox"/> Interest
3			<input type="checkbox"/> Core	<input type="checkbox"/> Internal Transfer	<input type="checkbox"/> Interest
4			<input type="checkbox"/> Core	<input type="checkbox"/> Internal Transfer	<input type="checkbox"/> Interest
5			<input type="checkbox"/> Core	<input type="checkbox"/> Internal Transfer	<input type="checkbox"/> Interest
6			<input type="checkbox"/> Core	<input type="checkbox"/> Internal Transfer	<input type="checkbox"/> Interest
7			<input type="checkbox"/> Core	<input type="checkbox"/> Internal Transfer	<input type="checkbox"/> Interest
8			<input type="checkbox"/> Core	<input type="checkbox"/> Internal Transfer	<input type="checkbox"/> Interest

Other Interests: _____

To Do:

- | | | | |
|--|--------------------------------------|--|---|
| <input type="checkbox"/> Send Transcript | <input type="checkbox"/> Math Test | <input type="checkbox"/> Set up UT Email | <input type="checkbox"/> Update Contact Info on RIS |
| <input type="checkbox"/> Send AP Scores | <input type="checkbox"/> Shot Record | <input type="checkbox"/> Pay Tuition | <input type="checkbox"/> Update CA\$H Page |

Schedule Planning Grid

Time	Sunday	Monday	Tuesday	Wednesday	Thursday	Friday	Saturday
8:00a							
8:30							
9:00							
9:30							
10:00							
10:30							
11:00							
11:30							
12:00p							
12:30							
1:00							
1:30							
2:00							
2:30							
3:00							
3:30							
4:00							
4:30							
5:00							
5:30							
6:00							
6:30							
7:00							
7:30							
8:00							
8:30							
9:00							
9:30							
10:00							

Planning Form

AP Credit: _____

Dual Credit: _____

Majors of Interest: _____

Possible Classes:

	Course Number	Hours	Type of Requirement		
1			<input type="checkbox"/> Core	<input type="checkbox"/> Internal Transfer	<input type="checkbox"/> Interest
2			<input type="checkbox"/> Core	<input type="checkbox"/> Internal Transfer	<input type="checkbox"/> Interest
3			<input type="checkbox"/> Core	<input type="checkbox"/> Internal Transfer	<input type="checkbox"/> Interest
4			<input type="checkbox"/> Core	<input type="checkbox"/> Internal Transfer	<input type="checkbox"/> Interest
5			<input type="checkbox"/> Core	<input type="checkbox"/> Internal Transfer	<input type="checkbox"/> Interest
6			<input type="checkbox"/> Core	<input type="checkbox"/> Internal Transfer	<input type="checkbox"/> Interest
7			<input type="checkbox"/> Core	<input type="checkbox"/> Internal Transfer	<input type="checkbox"/> Interest
8			<input type="checkbox"/> Core	<input type="checkbox"/> Internal Transfer	<input type="checkbox"/> Interest

Other Interests: _____

To Do:

- | | | | |
|--|--------------------------------------|--|---|
| <input type="checkbox"/> Send Transcript | <input type="checkbox"/> Math Test | <input type="checkbox"/> Set up UT Email | <input type="checkbox"/> Update Contact Info on RIS |
| <input type="checkbox"/> Send AP Scores | <input type="checkbox"/> Shot Record | <input type="checkbox"/> Pay Tuition | <input type="checkbox"/> Update CA\$H Page |

Schedule Planning Grid

Time	Sunday	Monday	Tuesday	Wednesday	Thursday	Friday	Saturday
8:00a							
8:30							
9:00							
9:30							
10:00							
10:30							
11:00							
11:30							
12:00p							
12:30							
1:00							
1:30							
2:00							
2:30							
3:00							
3:30							
4:00							
4:30							
5:00							
5:30							
6:00							
6:30							
7:00							
7:30							
8:00							
8:30							
9:00							
9:30							
10:00							

Planning Form

AP Credit: _____

Dual Credit: _____

Majors of Interest: _____

Possible Classes:

Course Number	Hours	Type of Requirement		
1		<input type="checkbox"/> Core	<input type="checkbox"/> Internal Transfer	<input type="checkbox"/> Interest
2		<input type="checkbox"/> Core	<input type="checkbox"/> Internal Transfer	<input type="checkbox"/> Interest
3		<input type="checkbox"/> Core	<input type="checkbox"/> Internal Transfer	<input type="checkbox"/> Interest
4		<input type="checkbox"/> Core	<input type="checkbox"/> Internal Transfer	<input type="checkbox"/> Interest
5		<input type="checkbox"/> Core	<input type="checkbox"/> Internal Transfer	<input type="checkbox"/> Interest
6		<input type="checkbox"/> Core	<input type="checkbox"/> Internal Transfer	<input type="checkbox"/> Interest
7		<input type="checkbox"/> Core	<input type="checkbox"/> Internal Transfer	<input type="checkbox"/> Interest
8		<input type="checkbox"/> Core	<input type="checkbox"/> Internal Transfer	<input type="checkbox"/> Interest

Other Interests: _____

To Do:

- ☐ Send Transcript
- ☐ Math Test
- ☐ Set up UT Email
- ☐ Update Contact Info on RIS
- ☐ Send AP Scores
- ☐ Shot Record
- ☐ Pay Tuition
- ☐ Update CA\$H Page

Schedule Planning Grid

Time	Sunday	Monday	Tuesday	Wednesday	Thursday	Friday	Saturday
8:00a							
8:30							
9:00							
9:30							
10:00							
10:30							
11:00							
11:30							
12:00p							
12:30							
1:00							
1:30							
2:00							
2:30							
3:00							
3:30							
4:00							
4:30							
5:00							
5:30							
6:00							
6:30							
7:00							
7:30							
8:00							
8:30							
9:00							
9:30							
10:00							

Planning Form

AP Credit: _____

Dual Credit: _____

Majors of Interest: _____

Possible Classes:

	Course Number	Hours	Type of Requirement		
1			<input type="checkbox"/> Core	<input type="checkbox"/> Internal Transfer	<input type="checkbox"/> Interest
2			<input type="checkbox"/> Core	<input type="checkbox"/> Internal Transfer	<input type="checkbox"/> Interest
3			<input type="checkbox"/> Core	<input type="checkbox"/> Internal Transfer	<input type="checkbox"/> Interest
4			<input type="checkbox"/> Core	<input type="checkbox"/> Internal Transfer	<input type="checkbox"/> Interest
5			<input type="checkbox"/> Core	<input type="checkbox"/> Internal Transfer	<input type="checkbox"/> Interest
6			<input type="checkbox"/> Core	<input type="checkbox"/> Internal Transfer	<input type="checkbox"/> Interest
7			<input type="checkbox"/> Core	<input type="checkbox"/> Internal Transfer	<input type="checkbox"/> Interest
8			<input type="checkbox"/> Core	<input type="checkbox"/> Internal Transfer	<input type="checkbox"/> Interest

Other Interests: _____

To Do:

- | | | | |
|--|--------------------------------------|--|---|
| <input type="checkbox"/> Send Transcript | <input type="checkbox"/> Math Test | <input type="checkbox"/> Set up UT Email | <input type="checkbox"/> Update Contact Info on RIS |
| <input type="checkbox"/> Send AP Scores | <input type="checkbox"/> Shot Record | <input type="checkbox"/> Pay Tuition | <input type="checkbox"/> Update CA\$H Page |

Schedule Planning Grid

Time	Sunday	Monday	Tuesday	Wednesday	Thursday	Friday	Saturday
8:00a							
8:30							
9:00							
9:30							
10:00							
10:30							
11:00							
11:30							
12:00p							
12:30							
1:00							
1:30							
2:00							
2:30							
3:00							
3:30							
4:00							
4:30							
5:00							
5:30							
6:00							
6:30							
7:00							
7:30							
8:00							
8:30							
9:00							
9:30							
10:00							

Semester Planner

FALL 20__

SPRING 20__

SUMMER 20__

FALL 20__

SPRING 20__

SUMMER 20__

Semester Planner

FALL 20__

SPRING 20__

SUMMER 20__

FALL 20__

SPRING 20__

SUMMER 20__
