

# Impact Report

## Academic Year 2022-2023



**10,113**

Unique Visitors

*"I felt much more comfortable bringing up questions and voicing where I felt like I was falling behind because it was my peer."*  
 ~PLUS student



**44,929**

Total Visits

*"The tutors have been AMAZINGGG!"*  
 ~Tutoring student



**50,848**

Service Hours

*"This is such an amazing program, and I am so thankful to have had access to it as a first-semester student"*  
 ~PAC student

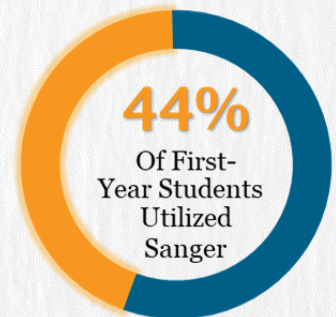
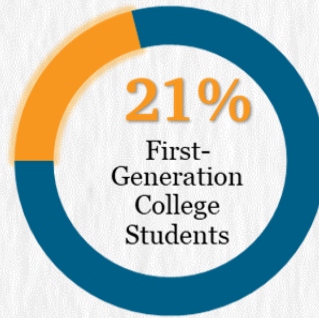


**135**

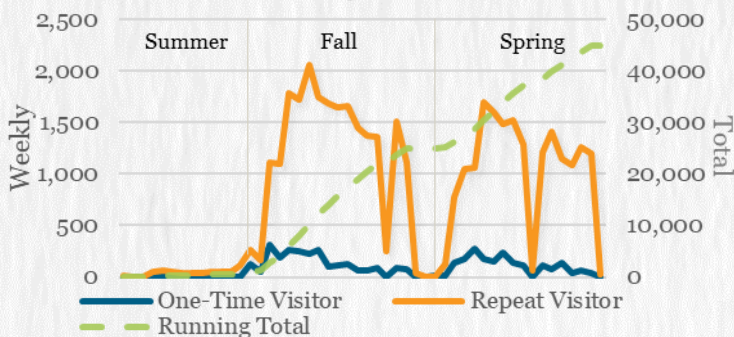
Courses Supported

*"I always left knowing more than before I came"*  
 ~Tutoring student

### Visits by School



### Weekly Visits



### Gender and Age

